

Just one more story

Words and Music TIM REDMOND

Easy tempo, and a little nostalgic in feel (♩=86)

Voice

Piano

One more

4

page, one more chap - ter, one more book. One more

B \flat E \flat /B \flat B \flat B \flat (sus9)

6

draw - ing, one more pict - ure, one more look. One more

B \flat Eb/B \flat B \flat (sus9)

8

he - ro, one more vil - lain, one more quest, one more

E \flat B \flat /D C \sharp o

10

jour - ney, one more chal - lenge, one more test. One more

B \flat /F F(sus4) F13 B \flat

12

ser - ies, one more ep - i - sode, one more show. One more

B \flat Eb/B \flat B \flat (sus9)

14

mov - ie one more game, please one more go! One more

B \flat Eb/B \flat B \flat (sus9)

16

se - quel one more spin - off. one more view, if it's

E \flat B \flat /D C \sharp 0

18

sca - ry can I watch it next to you. But

B^o7/F B^bo^maj7 F(sus4) F13 B^b7

20

stor - ies on the page and stor - ies on the screen aren't the

E^b B^b/D Cm E^b/B^b

22

on - ly way to tell a tale - I'll show you what I mean- Cos

A^b E^b/G Fm⁷ B^b7

24

mu - sic has a power to tell you what to feel. The

E_b *Cm* *E_b/B_b*

26

notes may not have words, but the mean - ing seems quite real. An

A_b *E_b/G* *Fm⁷* *B_b⁷*

28

orch - es - tra can take you to a - ny-where you dream, the

E_b *Gm* *A_b* *A_bm⁶*

30

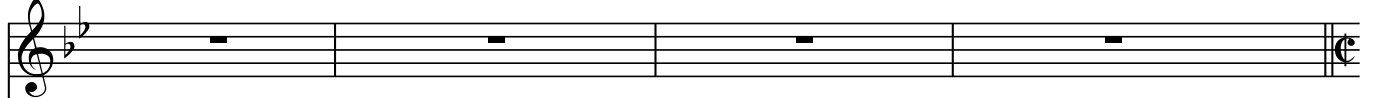


L. S. O. makes mu-sic like a sto-ry tel-ling team.

Ab/Bb

Bb(sus4)

34



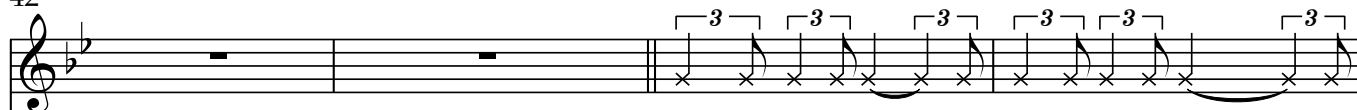
38

♩=84 Groovy energy vibe



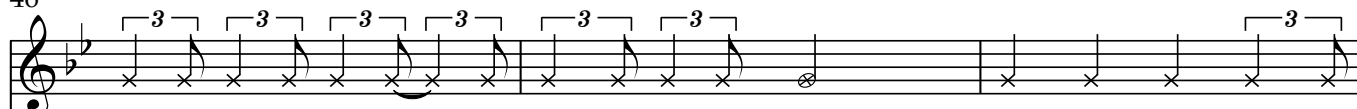
♩=84 Groovy energy vibe

42



Once up-on a time_ is how it all be-gan.____ A

46




fai - ry tale at bed - time, a book tied to your pram. Each Peach Pear Plum, The

49




Ti - ger Who Came to Tea,_____ The Rain-bow Fish, The Cat In The Hat, and


51




then TheB F G. Bear Hunt, The Gruffa lo Where The Wild Things Are, The




54




Ve - ry Hun - gry Cat - er - pil - lar, Moo, Baa, La La La!



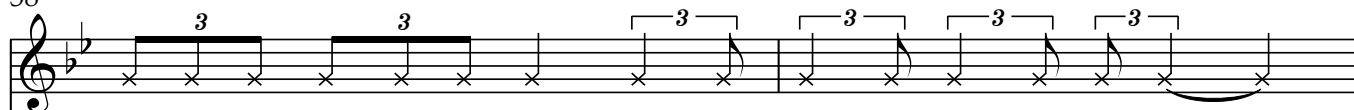
56




Gang - sta Gran - ny, Win - nie the Pooh The Bea - no and Tar - ka the Ot - ter, The




58




Li - on the Witch and the Ward - robe, and all the Har - ry Pot - ter!_____



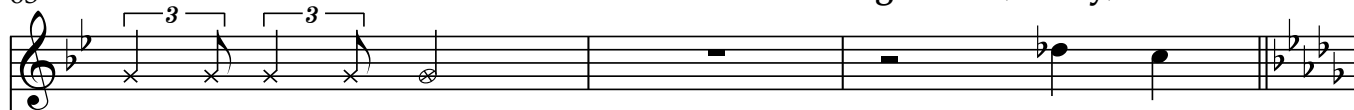
60



Read a book, watch a film, join in with a song: as long as you're hav-ing a sto-ry then you



63




real - ly can't go wrong!

One more

Big finish (steady) ♩=76

Big finish (steady) ♩=76



66

vol - ume, one more sea - son, one more theme, One more

This system contains measures 66 and 67. The vocal line features a melodic line with lyrics. The piano accompaniment consists of a right-hand part with eighth-note patterns and a left-hand part with block chords.

68

laugh, one more cry, one more dream. One more

This system contains measures 68 and 69. The vocal line continues the melody with lyrics. The piano accompaniment features a right-hand part with eighth-note patterns and a left-hand part with block chords.

70

won - der, one more hope, now feel the glo - ry — when you

This system contains measures 70 and 71. The vocal line continues the melody with lyrics. The piano accompaniment features a right-hand part with eighth-note patterns and a left-hand part with block chords.

72

rall.....

say those mag - ic words: just one more sto - ry!

The vocal staff is in treble clef with a key signature of three flats (B-flat, E-flat, A-flat). It contains a melodic line with eighth and quarter notes, followed by two half notes with fermatas, and ends with a quarter rest and a final bar line.

rall.....

The piano accompaniment consists of two staves: a treble clef staff and a bass clef staff. The treble staff features a melodic line with eighth and quarter notes, ending with a fermata. The bass staff provides harmonic support with chords and moving lines, including a descending eighth-note pattern in the final measure.